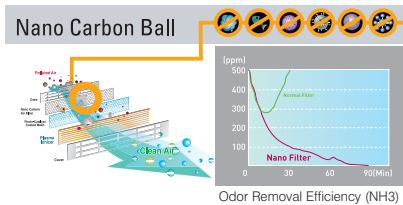


# multi split system wall mounted type

## NEO-Plasma Air Purifying System

The NEO PLASMA Air Purifying System developed uniquely by LG not only removes microscopic contaminants and dust, but also removes house mites, pollen, and pet fur to help prevent allergic diseases like asthma. And it also eliminates bad odor by catching odor particle. With a filter that can be used over and over again by simply using vacuum cleaner, you can enjoy clean fresh air.

## Odor Free! Dust Free! Allergy Free!



## Effect of Carbon Nano Ball

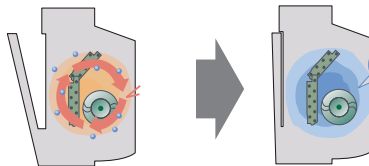
Deodorizing efficiency: 8~10 times compared to conventional carbon filter

## What is Carbon Nano Ball?

Nano(1/1000) ball structure, (200~500nm) consisted of carbon, is adopted as deodorizing material first in the world

## Auto Cleaning

Remove odor & Save time to clean-up (ARTCOOL Mirror) Auto Clean helps to remove odor and save clean-up time. After using air-conditioner, "Auto Clean" makes the inner part of Air conditioner dry for 30 min. It removes moisture and mould so you can enjoy odor-free air and save time to clean up.



After Cooling Operation, Start "Auto-Clean" automatically

In 30 minutes "Auto-Clean" makes the inner part of Air conditioner dry

## Jet Cool™

Jet cool function is for quick cooling. In this mode, strong and cool air is blown at high speeds for 30 minutes until the room temperature reaches to 18 oC.

## Ez-Remote Controller User Friendly & Modern Design and Easy use!!

### User Friendly Design

- Comfortable to grab
- Sliding type

### Easy Use

- Bigger size button
- Highlighted some buttons with different colors
- Easy to recognize functions with graphics



- 1 Neo-Plasma
- 2 Temperature Setting
- 3 On/Off Button
- 4 Set Air Flow (Auto Swing)
- 5 Jet Cool
- 6 Timer
- 7 Display Screen Brightness
- 8 Auto Clean



MC07AH\* NE1 / MC09AH\* NE1  
MC12AH\* NE1 / MC18AH\* N81  
MC24AH\* N81  
MA09AH1 NF1 / MA12AH1 NF1  
MA09AH\* NF1 / MA12AH\* NF1

## ARTCOOL Panels



Gallery






\*Klimt, Gustav(1862-1918)  
The Kiss-Der Kuss



Pictures are easily changeable at anytime with your own pictures/photos.

# multi split system

## wall mounted type - indoor units

Capacity (kW)		2.1	2.6	3.5	5.3
Wall Mounted		MS07AH N40 MS07AHG N40	MS09AH N40 MS09AHG N40	MS12AH N40 MS12AHG N40	MS18AH N50
ART COOL Mirror		MC07AH* NE1	MC09AH* NE1	MC12AH* NE1	
ART COOL Gallery			MA09AH1 NF1	MA12AH1 NF1	MC18AH* N81

ART COOL Note : \*indicates color of panel  
 \*Metal(M) \*Mirror(R) \*Silver(V) \*Red(E) \*Gold(G) \*White Silver(H) \*Wood(D) \*Blue(B) \*Mirror(R) \*Cherry(C)  
 \*White Wood(W) \*Blue(B) \*Wood(D) \*Metal(M) \*Blue(B) \*White Wood(W) \*Gallery(1)

## Specification

Model			MS07AH N40	MS09AH N40	MS12AH N40	MS18AH N50
Cooling capacity	kW		2.05	2.64	3.52	5.28
	Btu/h		7,000	9,000	12,000	18,000
Heating capacity	kW		2.34	2.93	3.87	5.8
	Btu/h		8000	10,000	13,200	19,800
Running current	A		0.10	0.15	0.15	0.28
Air flow rate (H/M/L)	cmm		5.6/5.0/4.6	7.0/6.5/6.0	9.5/9.0/8.5	12.0/10.5/9.0
	cfm		198/177/163	247/230/212	336/318/300	424/371/318
Dimensions (WxHxD)	Body	mm(inch)	840*270*153(33.1*10.6*6.0)	840*270*153(33.1*10.6*6.0)	840*270*153(33.1*10.6*6.0)	1090*300*180(42.9*11.8*7.1)
Weight	Body	kg(lbs)	7(15.4)	7(15.4)	7(15.4)	13(28.7)
Sound level (SH/H/M/L)		dB(A)±3	40 / 29 / 25 / 20	40 / 33 / 29 / 22	40 / 36 / 32 / 29	43 / 37 / 34 / 31
Piping connections	Liquid	mm(inch)	6.35 (1/4)	6.35 (1/4)	6.35 (1/4)	6.35 (1/4)
	Gas	mm(inch)	9.52 (3/8)	9.52 (3/8)	9.52 (3/8)	12.7 (1/2)
Dehumidification rate		l/h	0.9	1.1	1.2	2.3

Model			MA09AH* NF1	MA12AH* NF1	MC18AH* N81
Cooling capacity	kW		2.64	3.52	5.28
	Btu/h		9,000	12,000	18000
Heating capacity	kW		2.93	3.87	5.8
	Btu/h		10,000	13,200	19800
Running current	A		0.08	0.08	0.28
Air flow rate (H/M/L)	cmm		7.7/5.9/4.4	8.9/7.3/5.6	12.6/11.5/10
	cfm		272/208/155	314/258/198	445/406/353
Dimensions (WxHxD)	Body	mm(inch)	600*600*146(23.6*23.6*5.7)	600* 600*146(23.6*23.6*5.7)	1107*299*200(43.6*11.8*7.9)
Weight	Body	kg(lbs)	15(33.1)	15(33.1)	14.1(31.09)
Sound level (SH/H/M/L)		dB(A)±3	38 / 32 / 27	44 / 38 / 32	39/37/35
Piping connections	Liquid	mm(inch)	6.35(1/4)	6.35(1/4)	6.35 (1/4)
	Gas	mm(inch)	9.52(3/8)	9.52(3/8)	12.7 (1/2)
Dehumidification rate		l/h	1.2	1.4	2

Model			MC07AH* NE1	MC09AH* NE1	MC12AH* NE1
Cooling capacity	kW		2.05	2.64	3.52
	Btu/h		7000	9000	12000
Heating capacity	kW		2.34	2.93	3.87
	Btu/h		8000	10000	13200
Running current	A		0.1	0.15	0.15
Air flow rate (H/M/L)	cmm		7/6/4	8/7/5	10/8/6
	cfm		247/212/141	282/247/177	353/283/212
Dimensions (WxHxD)	Body	mm(inch)	915x282x165 (36.0*11.1*6.5)	915x282x165 (36.0*11.1*6.5)	915x282x165 (36.0*11.1*6.5)
Weight	Body	kg(lbs)	8.1(17.9)	9.5(20.9)	9.5(20.9)
Sound level (SH/H/M/L)		dB(A)±3	30/25/21	31/26/22	35/28/24
Piping connections	Liquid	mm(inch)	6.35 (1/4)	6.35 (1/4)	6.35 (1/4)
	Gas	mm(inch)	9.52 (3/8)	9.52 (3/8)	9.52 (3/8)
Dehumidification rate		l/h	1	1.2	1.5

