

# Split Cassette



Better air quality

**INVERTER**

air conditioning

**FUJITSU**  
the silence

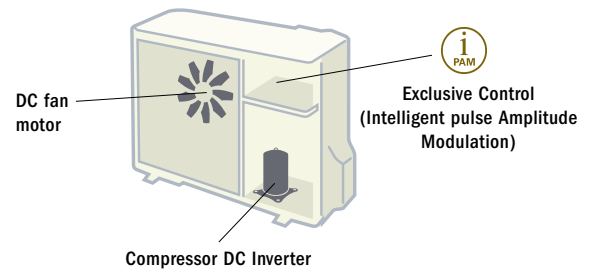
# DC Inverter Fujitsu Technology

## 100% Comfort, 0% Noise

**With the Fujitsu DC Inverter climate control, you will enjoy the maximum comfort in all your home. Discover all its benefits.**

### 1 **Totally silent**

When Fujitsu DC Inverter systems reach the temperature you want, the compressor and fan slow down thus **reducing the sound enormously**. In addition, all fan parts and materials used are designed for maximum quietness.




### 2 **Less time required to reach the temperature**

**30%**  
Faster

The range of Inverter Fujitsu climate control equipped with DC Inverter I-PAM technology **allows to reach the comfort temperature selected a 30% faster** than with any other conventional system and in a completely accurate way, with a differential of minimum temperature of only +/- 0.5°

### 3 **A pleasant environment at all times**

The temperature and the air speed are constantly controlled through accurate sensors that **avoid sharp variations of temperatures and uncomfortable drafts**.



### 4 **Less consumption**

Once the desired temperature is reached, the compressor works under minimum revolutions, far below its nominal capacity. This significantly **reduces electricity consumption**.

### 5 **Maximum heating capacity**

The Fujitsu DC Inverter climate controls offers more than **60%** of heating capacity than conventional models and can operate under temperature conditions of up to -15°.

**N°1**  
Maximum  
heating  
capacity

## Intelligent remote controls: control with Thermo sensor and weekly programming

The **control with Thermo sensor**, built in series, allows **reading the temperature from the control itself**. And, at the same time, **the control with weekly programming** allows the program of starting up and stop of the equipment up to twice a day.

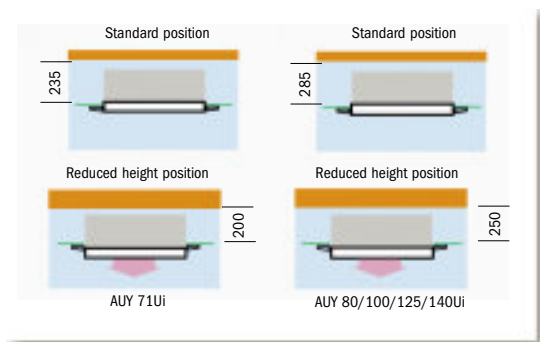
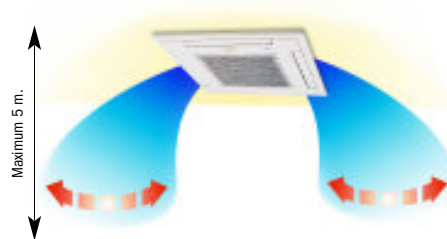
## Efficient air distribution



The Split Cassette Fujitsu models can set up the air impulse in **two, three or four** different **directions**. The result is an **uniform climate all around the area**.

## Air Flow Direction and Auto Swing

The equipment can perform a scan with baffled louvres to a **fast acclimatization of the place**. Through the control, the direction of the scan can be selected, as well as the function of Automatic Swing.



## Movable grille: complete versatility

The movable soffit allows the equipment to **be adapted to a false ceiling with less height**. Every cassette as from 7.000 W. can be installed in **standard or ultra-reduced position**. The latter saves 3.5 cm. of false ceiling height.

## Automatic closing of the louvres

The slats are automatically opened and closed when the equipment turns on and off. In this way, the equipment maintains a **flat aesthetics and avoids the entrance of dust inside**.

## Contribution of external fresh air

A **fresh external air** can be introduced by a pipe connected to the unit. A very useful option, specially in public places with great affluence of people.



Technologically advanced and with four impulse outlets that guarantee an homogeneous climate, the Split Cassette Fujitsu equipments are the best option to refresh big places like board rooms, hotel halls, restaurants... Besides, they are very discrete since they are installed built in a false ceiling.



**AUY35 / 40 / 50Ui**



**AUY71 / 80 / 100  
/ 125 / 140Ui**



## Technical specifications

MODEL			AUY35Ui	AUY40Ui	AUY50Ui
Cooling Capacity	W		3500 (1400-4000)	4000 (1400-4600)	4700 (2000-4900)
Heating capacity	W		4000 (1400-5000)	4600 (1400-5100)	4800 (2000-5200)
Energy Efficiency Ratio (E.E.R.)	Cooling		3.02	2.96	2.85
	Heating		2.92	2.82	2.81
Power supply	V/n°/Hz		230/1/50	230/1/50	230/1/50
Power consumption (Cooling/Heating)	kW		1.16/1.37	1.36/1.63	1.65/1.71
Noise level indoor unit	High	db (A)	42	42	44
	Medium	db (A)	39	39	41
	Low	db (A)	36	36	37
Noise level outdoor unit		db (A)	49	49	50
Dimensions indoor unit	Width	mm	580 (650)	580 (650)	580 (650)
	Depth	mm	580 (650)	580 (650)	580 (650)
	Height	mm	235 (35)	235 (35)	235 (35)
Minimum height of the false ceiling		mm	250	250	250
Dimensions outdoor unit	Width	mm	830	830	830
	Depth	mm	320	320	320
	Height	mm	650	650	650
Net weight	Indoor unit	kg	18+2.2	18+2.2	18+2.2
	Outdoor unit	kg	54	54	54
Operating range	Cooling	°C	0 / +43	0 / +43	0 / +43
	Heating	°C	-15 / +24	-15 / +24	-15 / +24

MODEL			AUY71Ui	AUY80Ui	AUY100Ui	AUY125Ui	AUY140Ui
Cooling Capacity	W		7100 (2000-8000)	8500 (3000-10000)	10000 (5000-11200)	12500 (3000-14000)	13300 (6400-14500)
Heating capacity	W		7800 (2000-9000)	10000 (3000-11200)	11200 (5600-13200)	14000 (3000-16000)	16000 (6800-16500)
Energy Efficiency Ratio (E.E.R.)	Cooling		2.81	2.70	2.41	2.81	2.44
	Heating		3.25	3.64	3.61	3.54	3.23
Power supply	V/n°/Hz		230/1/50	230/1/50	230/1/50	230/1/50	230/1/50
Power consumption (Cooling/Heating)	kW		2.53/2.40	3.15/2.75	4.15/3.10	4.45/3.95	5.45/4.95
Noise level indoor unit	High	db (A)	46	48	48	49	51
	Medium	db (A)	44	44	44	47	49
	Low	db (A)	39	41	41	43	46
Noise level outdoor unit		db (A)	50	53	53	54	54
Dimensions indoor unit	Width	mm	830 (940)	830 (940)	830 (940)	830 (940)	830 (940)
	Depth	mm	830 (940)	830 (940)	830 (940)	830 (940)	830 (940)
	Height	mm	246 (130)	296 (30)	296 (30)	296 (30)	296 (30)
Minimum height of the false ceiling		mm	200	250	250	250	250
Dimensions outdoor unit	Width	mm	830	900	900	900	900
	Depth	mm	320	330	330	330	330
	Height	mm	650	830	830	1290	1290
Net weight	Indoor unit	kg	34	34	34	40	40
	Outdoor unit	kg	54	70	70	105	105
Operating range	Cooling	°C	0 / +43	-10 / +43	-10 / +43	-15 / +43	-15 / +43
	Heating	°C	-15 / +24	-15 / +24	-15 / +24	-15 / +24	-15 / +24



Dehumidifier



Double Swing



Vertical Swing



Automatic Adjustment of the Slats



Automatic Opening and Closing of the Slats



Automatic Adjustment of the Air Flow



Automatic Restart



Automatic Cold/Hot Change



Automatic Sleep Disconnection (mod. AUY35 / 40 / 50Ui)



Combined ON-OFF Programming Schedule



Weekly Automatic Programming (mod. AUY71 / 80 / 100 / 125 / 140Ui)



Air Diffusion Duct



Fresh Air Duct



Energy Save (mod. AUY71 / 80 / 100 / 125 / 140Ui)



Test Function (mod. AUY71 / 80 / 100 / 125 / 140Ui)



Pump Down (mod. AUY71 / 80 / 100 / 125 / 140Ui)



Control Zone (mod. AUY80 / 100 / 125 / 140Ui)



Hot Start Up (mod. AUY71 / 80 / 100 / 125 / 140Ui)

**INVERTER**



Distributed by: